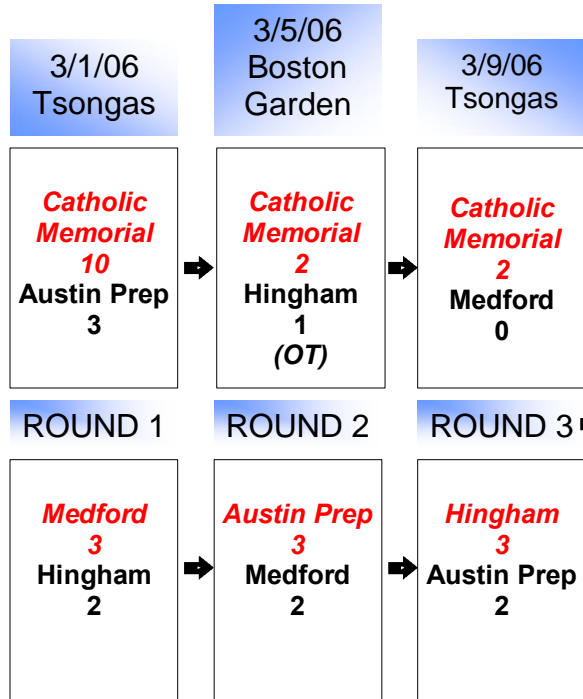




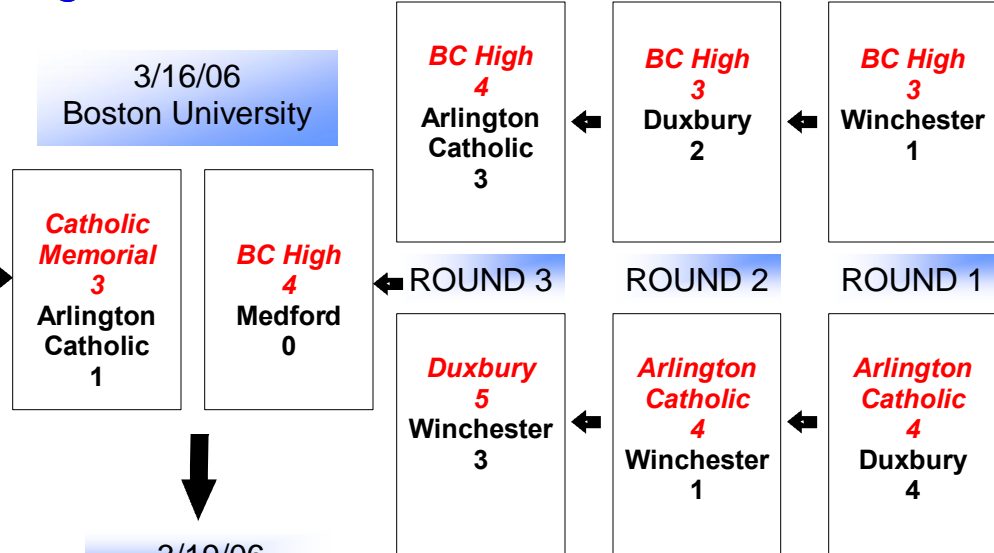
2006 DIVISION 1A TOURNAMENT



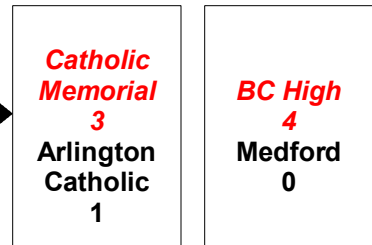
BRACKET 1



CROSSOVER



3/16/06
Boston University



3/19/06

CHAMPIONSHIP

BC High
2
Catholic Memorial 1

BOSTON GARDEN

BRACKET 2

- (1) Catholic Memorial (18-1-0) .947
- (2) BC High (13-3-3) .763
- (3) Arlington Catholic (17-3-0) .850
- (4) Medford (17-0-4) .905
- (5) Hingham (15-4-3) .750
- (6) Duxbury (16-5-1) .750
- (7) Winchester (18-1-1) .925
- (8) Austin Prep (14-4-2) .750

Earlier Wild Card Results:

Seed 7: Wildcard Game: Winchester defeated St. John's Prep 4-0

Seed 8: Wildcard Game: Austin Prep defeated Acton Boxboro 4-1

2005-06 MIAA Ice Hockey Tournament
Division 1A Super 8

SEEDS:

- | | |
|-------------------------------------|--|
| 1. Catholic Memorial (18-1-0) .947 | 6. Duxbury (16-5-1) .750 |
| 2. BC High (13-3-3) .763 | 7. Winchester (18-1-1) .925 |
| 3. Arlington Catholic (17-3-0) .850 | 8. Acton Boxboro (16-3-1) .825 (Lost in Play-in round) |
| 4. Medford (17-0-4) .905 | 9. Austin Prep (14-4-2) .750 |
| 5. Hingham (15-4-3) .750 | 10. St. John's Prep (10-7-3) .575 (Lost in Play-in round) |

PLAY-IN ROUND

| | | | | |
|---------------|--------------------|----------|------------------|---|
| Play-in Round | Winchester | 4 | St. John's Prep. | 0 |
| Play-in Round | Austin Prep | 4 | Acton Boxboro | 1 |

BRACKET 1

| | | | | |
|---------|--------------------------|-----------|-------------|--------|
| Round 1 | Catholic Memorial | 10 | Austin Prep | 3 |
| Round 1 | Medford | 3 | Hingham | 2 |
| Round 2 | Catholic Memorial | 2 | Hingham | 1 (OT) |
| Round 2 | Austin Prep | 3 | Medford | 2 |
| Round 3 | Catholic Memorial | 2 | Medford | 0 |
| Round 3 | Hingham | 3 | Austin Prep | 2 |

BRACKET 2

| | | | | |
|---------|---------------------------|----------|--------------------|----------|
| Round 1 | BC High | 3 | Winchester | 1 |
| Round 1 | Arlington Catholic | 4 | Duxbury | 4 |
| Round 2 | BC High | 3 | Duxbury | 2 |
| Round 2 | Arlington Catholic | 4 | Winchester | 1 |
| Round 3 | BC High | 4 | Arlington Catholic | 3 |
| Round 3 | Duxbury | 5 | Winchester | 3 |

SEMI-FINALS CROSSOVER

| | | | | |
|-------------|--------------------------|----------|--------------------|---|
| Semi-Finals | Catholic Memorial | 3 | Arlington Catholic | 1 |
| Semi-Finals | BC High | 4 | Medford | 0 |

FINALS

| | | | | |
|--------|----------------|----------|-------------------|---|
| Finals | BC High | 2 | Catholic Memorial | 1 |
|--------|----------------|----------|-------------------|---|

2005-06 MIAA Ice Hockey Tournament
Division I North

SEEDS:

- | | |
|----------------------------------|-----------------------------------|
| 1. Acton Boxboro (16-3-1) .825 | 8. Central Catholic (11-9-1) .548 |
| 2. St. John's Prep (10-7-3) .575 | 9. Malden Catholic (9-8-3) .525 |
| 3. Reading (14-5-3) .705 | 10. Westford Academy (7-7-7) .500 |
| 4. Burlington (13-5-2) .700 | 11. Arlington (8-8-4) .500 |
| 5. Woburn (11-5-4) .650 | 12. Chelmsford (8-8-4) .500 |
| 6. Belmont (10-7-3) .575 | 13. St. Bernard's (9-9-2) .500 |
| 7. Lexington (10-8-2) .550 | |

FIRST ROUND

| | | | | |
|--------|------------------------|----------|------------------|------------|
| GAME 1 | Malden Catholic | 4 | Central Catholic | 3 |
| GAME 2 | St. Bernard's | 6 | Burlington | 1 |
| GAME 3 | Woburn | 3 | Chelmsford | 2 (OT) |
| GAME 4 | Lexington | 3 | Westford Academy | 2 |
| GAME 5 | Belmont | 6 | Arlington | 5 (4 OT's) |

QUARTER-FINALS

| | | | | |
|--------|------------------------|----------|---------------|------------|
| GAME 6 | Malden Catholic | 5 | Acton Boxboro | 4 (OT) |
| GAME 7 | St. Bernard's | 2 | Woburn | 1 (2 OT's) |
| GAME 8 | St. Johns Prep | 6 | Lexington | 4 |
| GAME 9 | Reading | 5 | Belmont | 2 |

SEMI-FINALS

| | | | | |
|---------|------------------------|----------|---------------|---|
| GAME 10 | Malden Catholic | 8 | St. Bernard's | 5 |
| GAME 11 | St. Johns Prep | 5 | Reading | 2 |

FINALS

| | | | | |
|---------|-----------------------|----------|-----------------|---|
| GAME 12 | St. Johns Prep | 5 | Malden Catholic | 4 |
|---------|-----------------------|----------|-----------------|---|

2005-06 MIAA Ice Hockey Tournament
Division I South

SEEDS:

- | | |
|--------------------------------------|--------------------------------------|
| 1. Weymouth (15-3-2) .800 | 9. Milton (8-7-5) .525 |
| 2. Norwood (14-4-2) .750 | 10. Archbishop Williams (9-8-3) .525 |
| 3. Walpole (13-6-3) .659 | 11. Falmouth (9-8-3) .525 |
| 4. Marshfield (13-7) .650 | 12. Barnstable (7-7-6) .500 |
| 5. Durfee (11-5-4) .650 | 13. Natick (9-9-2) .500 |
| 6. Needham (13-7-1) .643 | 14. Framingham (8-8-4) .500 |
| 7. Bridgewater-Raynham (11-6-3) .625 | 15. Brockton (8-9-3) .475 |
| 8. Xaverian (10-7-3) .575 | |

FIRST ROUND

| | | | | |
|--------|----------------------------|----------|---------------------|--------|
| GAME 1 | Xaverian | 2 | Milton | 1 |
| GAME 2 | Marshfield | 4 | Natick | 1 |
| GAME 3 | Barnstable | 6 | Durfee | 1 |
| GAME 4 | Norwood | 7 | Brockton | 0 |
| GAME 5 | Archbishop Williams | 5 | Bridgewater-Raynham | 2 |
| GAME 6 | Walpole | 4 | Framingham | 3 (OT) |
| GAME 7 | Needham | 2 | Falmouth | 1 (OT) |

QUARTER-FINALS

| | | | | |
|---------|-------------------|----------|---------------------|--------|
| GAME 8 | Xaverian | 6 | Weymouth | 5 (OT) |
| GAME 9 | Marshfield | 2 | Barnstable | 1 |
| GAME 10 | Norwood | 6 | Archbishop Williams | 3 |
| GAME 11 | Needham | 4 | Walpole | 0 |

SEMI-FINALS

| | | | | |
|---------|-------------------|----------|----------|---|
| GAME 12 | Marshfield | 3 | Xaverian | 0 |
| GAME 13 | Norwood | 2 | Needham | 1 |

FINALS

| | | | | |
|---------|-------------------|----------|---------|---|
| GAME 14 | Marshfield | 1 | Norwood | 0 |
|---------|-------------------|----------|---------|---|

2005-06 MIAA Ice Hockey Tournament
Division II North

SEEDS:

- | | |
|----------------------------------|----------------------------------|
| 1. Triton (18-0-2) .950 | 9. Danvers (13-6-1) .675 |
| 2. Gloucester (17-3-0) .850 | 10. North Andover (11-7-2) .600 |
| 3. Haverhill (15-2-3) .825 | 11. Bishop Fenwick (10-6-4) .600 |
| 4. St. Mary's Lynn (14-3-3) .775 | 12. Newburyport (10-6-4) .600 |
| 5. Peabody (14-4-2) .750 | 13. Tewksbury (10-7-3) .575 |
| 6. North Reading (15-5-2) .727 | 14. Amesbury (8-6-6) .550 |
| 7. Andover (13-5-2) .700 | 15. Wilmington (9-8-3) .525 |
| 8. Revere (13-6-1) .675 | 16. Watertown (5-14-1) .275 |

FIRST ROUND

| | | | | |
|--------|------------------------|----------|----------------|---|
| GAME 1 | Watertown | 4 | Triton | 0 |
| GAME 2 | Danvers | 5 | Revere | 2 |
| GAME 3 | St. Mary's Lynn | 3 | Tewksbury | 2 |
| GAME 4 | Peabody | 3 | Newburyport | 1 |
| GAME 5 | Gloucester | 3 | Wilmington | 1 |
| GAME 6 | Andover | 7 | North Andover | 0 |
| GAME 7 | Haverhill | 6 | Amesbury | 2 |
| GAME 8 | North Reading | 5 | Bishop Fenwick | 0 |

QUARTER-FINALS

| | | | | |
|---------|------------------------|----------|-----------|--------|
| GAME 9 | Watertown | 3 | Danvers | 1 |
| GAME 10 | St. Mary's Lynn | 3 | Peabody | 1 |
| GAME 11 | Gloucester | 3 | Andover | 1 |
| GAME 12 | North Reading | 4 | Haverhill | 2 (OT) |

SEMI-FINALS

| | | | | |
|---------|------------------------|----------|---------------|---|
| GAME 13 | St. Mary's Lynn | 6 | Watertown | 0 |
| GAME 14 | Gloucester | 3 | North Reading | 2 |

FINALS

| | | | |
|---------|---------------------|-----------------|----------|
| GAME 15 | Gloucester 3 | St. Mary's Lynn | 2 (2 OT) |
|---------|---------------------|-----------------|----------|

2005-06 MIAA Ice Hockey Tournament
Division II South

SEEDS:

- | | |
|----------------------------------|------------------------------------|
| 1. Coyle & Cassidy (21-1-0) .955 | 8. Sandwich (10-7-3) .575 |
| 2. Whitman-Hanson (15-3-2) .800 | 9. Dennis-Yarmouth (8-6-6) .550 |
| 3. Franklin (14-5-1) .725 | 10. Plymouth South (9-8-1) .528 |
| 4. Canton (14-5-1) .725 | 11. Stoughton (10-9-3) .523 |
| 5. Quincy (14-6-0) .700 | 12. Boston Latin (9-9-2) .500 |
| 6. King Philip (14-6-0) .700 | 13. Martha's Vineyard (8-9-3) .475 |
| 7. Hanover (14-7-1) .659 | 14. Nauset (8-10-2) .450 |

FIRST ROUND

| | | | | |
|--------|--------------------------|----------|-----------------|--------|
| GAME 1 | Sandwich | 3 | Dennis-Yarmouth | 2 |
| GAME 2 | Martha's Vineyard | 2 | Canton | 1 |
| GAME 3 | Boston Latin | 5 | Quincy | 2 |
| GAME 4 | Hanover | 3 | Plymouth South | 2 (OT) |
| GAME 5 | Franklin | 3 | Nauset | 0 |
| GAME 6 | Stoughton | 5 | King Philip | 2 |

QUARTER-FINALS

| | | | | |
|---------|----------------------------|----------|--------------|---|
| GAME 7 | Coyle & Cassidy | 4 | Sandwich | 0 |
| GAME 8 | Martha's Vineyard | 3 | Boston Latin | 2 |
| GAME 9 | Whitman-Hanson | 5 | Hanover | 4 |
| GAME 10 | Franklin | 4 | Stoughton | 0 |

SEMI-FINALS

| | | | | |
|---------|----------------------------|-----------|-------------------|--------|
| GAME 11 | Coyle & Cassidy | 10 | Martha's Vineyard | 0 |
| GAME 12 | Franklin | 2 | Whitman-Hanson | 1 (OT) |

FINALS

| | | | | |
|---------|----------------------------|----------|----------|---|
| GAME 13 | Coyle & Cassidy | 4 | Franklin | 0 |
|---------|----------------------------|----------|----------|---|

2005-06 MIAA Ice Hockey Tournament
Division III North

SEEDS:

- | | |
|----------------------------------|-----------------------------------|
| 1. Lowell (18-2-0) .900 | 7. Salem (14-5-1) .725 |
| 2. Shawsheen (16-2-2) .850 | 8. Northeast/Malden (12-6-2) .650 |
| 3. Bedford (15-3-2) .800 | 9. Weston (9-6-5) .575 |
| 4. Hamilton-Wenham (15-4-1) .775 | 10. Tyngsboro (10-8-2) .550 |
| 5. Marblehead (15-4-1) .775 | 11. Latin Academy (9-9-0) .500 |
| 6. Savio Prep (13-3-4) .750 | 12. Concord-Carlisle (9-9-2) .500 |

FIRST ROUND

| | | | | |
|--------|-------------------------|-----------|---------------|--------|
| GAME 1 | Northeast/Malden | 2 | Weston | 1 |
| GAME 2 | Concord Carlisle | 3 | Marblehead | 1 |
| GAME 3 | Tyngsboro | 3 | Salem | 2 (OT) |
| GAME 4 | Savio Prep | 10 | Latin Academy | 2 |

QUARTER-FINALS

| | | | | |
|--------|-------------------------|----------|------------------|--------|
| GAME 5 | Lowell | 4 | Northeast/Malden | 0 |
| GAME 6 | Concord-Carlisle | 4 | Hamilton-Wenham | 3 |
| GAME 7 | Shawsheen | 7 | Tyngsboro | 6 (OT) |
| GAME 8 | Savio Prep | 3 | Bedford | 2 |

SEMI-FINALS

| | | | | |
|---------|-------------------|----------|------------------|---|
| GAME 9 | Lowell | 4 | Concord-Carlisle | 2 |
| GAME 10 | Savio Prep | 5 | Shawsheen | 4 |

FINALS

| | | | | |
|---------|-------------------|----------|--------|--------|
| GAME 11 | Savio Prep | 4 | Lowell | 3 (OT) |
|---------|-------------------|----------|--------|--------|

2005-06 MIAA Ice Hockey Tournament
Division III South

SEEDS:

| | |
|---|--|
| 1. Scituate (17-2-1) .875 | 11. Bishop Feehan (11-8-1) .575 |
| 2. Norwell (15-3-2) .800 | 12. Westwood (11-9-0) .550 |
| 3. Medfield (15-4-1) .775 | 13. South Shore Voc-Tech (10-8-2) .550 |
| 4. Medway (14-6-0) .700 | 14. Southeastern Reg. (9-8-0) .529 |
| 5. Holliston (13-6-1) .675 | 15. Harwich/Provincetown (10-9-1) .525 |
| 6. Bishop Stang (13-6-1) .675 | 16. Diman (8-8-4) .500 |
| 7. Bourne (12-6-2) .650 | 17. Mashpee (8-8-4) .500 |
| 8. Blue Hills (12-6-2) .650 | 18. Pembroke (9-9-2) .500 |
| 9. Old Rochester (11-7-2) .600 | 19. Cohasset (8-9-3) .475 |
| 10. Abington/East Bridgewater (11-7-2) .600 | |

PRELIMINARY ROUND

| | | | | |
|--------|-----------------------------|----------|-------------------|--------|
| GAME 1 | Diman | 4 | Mashpee | 1 |
| GAME 2 | Harwich/Provincetown | 4 | Pembroke | 3 (OT) |
| GAME 3 | Cohasset | 3 | Southeastern Reg. | 2 (OT) |

FIRST ROUND

| | | | | |
|---------|---------------------|----------|---------------------------|--------|
| GAME 4 | Scituate | 8 | Diman | 2 |
| GAME 5 | Blue Hills | 4 | Old Rochester | 3 |
| GAME 6 | Medway | 4 | South Shore Voc-Tech | 3 |
| GAME 7 | Holliston | 5 | Westwood | 4 (OT) |
| GAME 8 | Norwell | 6 | Harwich/Provincetown | 1 |
| GAME 9 | Bourne | 5 | Abington/East Bridgewater | 2 |
| GAME 10 | Medfield | 8 | Cohasset | 3 |
| GAME 11 | Bishop Stang | 5 | Bishop Feehan | 2 |

QUARTER-FINALS

| | | | | |
|---------|------------------|----------|--------------|--------|
| GAME 12 | Scituate | 4 | Blue Hills | 1 |
| GAME 13 | Holliston | 7 | Medway | 4 |
| GAME 14 | Bourne | 7 | Norwell | 3 |
| GAME 15 | Medfield | 5 | Bishop Stang | 4 (OT) |

SEMI-FINALS

| | | | | |
|---------|-----------------|----------|-----------|---|
| GAME 16 | Scituate | 4 | Holliston | 2 |
| GAME 17 | Bourne | 8 | Medfield | 4 |

FINALS

| | | | | |
|---------|-----------------|----------|--------|---|
| GAME 18 | Scituate | 4 | Bourne | 3 |
|---------|-----------------|----------|--------|---|

2005-06 MIAA Ice Hockey Tournament
Division III Central

SEEDS:

| | |
|----------------------------------|-------------------------------|
| 1. Fitchburg (16-2-2) .850 | 8. Murdock (11-5-2) .667 |
| 2. Auburn (15-2-3) .825 | 9. Littleton (13-7-0) .650 |
| 3. Assabet (15-4-1) .775 | 10. Grafton (10-6-4) .600 |
| 4. Leominster (14-4-2) .750 | 11. Northbridge (11-8-1) .575 |
| 5. Hudson (13-4-3) .725 | 12. Wachusett (10-8-2) .550 |
| 6. North Middlesex (13-5-2) .700 | 13. Gardner (10-9-1) .525 |
| 7. Westboro (14-6-0) .700 | 14. Marlboro (8-8-4) .500 |

FIRST ROUND

| | | | | |
|--------|------------------------|----------|-------------|--------|
| GAME 1 | Littleton | 3 | Murdock | 2 |
| GAME 2 | Leominster | 3 | Gardner | 1 (OT) |
| GAME 3 | Hudson | 5 | Wachusett | 4 |
| GAME 4 | Westboro | 6 | Grafton | 2 |
| GAME 5 | Marlboro | 4 | Assabet | 1 |
| GAME 6 | North Middlesex | 8 | Northbridge | 0 |

QUARTER-FINALS

| | | | | |
|---------|------------------------|----------|-----------|--------|
| GAME 7 | Fitchburg | 6 | Littleton | 5 (OT) |
| GAME 8 | Leominster | 5 | Hudson | 2 |
| GAME 9 | Westboro | 8 | Auburn | 3 |
| GAME 10 | North Middlesex | 3 | Marlboro | 2 |

SEMI-FINALS

| | | | | |
|---------|------------------------|----------|------------|---|
| GAME 11 | Fitchburg | 2 | Leominster | 0 |
| GAME 12 | North Middlesex | 4 | Westboro | 3 |

FINALS

| | | | | |
|---------|------------------------|----------|-----------|---|
| GAME 13 | North Middlesex | 7 | Fitchburg | 3 |
|---------|------------------------|----------|-----------|---|

2005-06 MIAA Ice Hockey Tournament
Division III West

SEEDS:

- | | |
|----------------------------------|---------------------------------------|
| 1. Westfield (16-1-3) .875 | 7. St Joseph's (11-5-3) .658 |
| 2. Longmeadow (14-3-3) .775 | 8. Taconic (12-3-3) .750 |
| 3. East Longmeadow (11-5-4) .650 | 9. Chicopee (10-8-2) .550 |
| 4. Minnechaug (12-6-2) .650 | 10. Springfield Central (11-6-3) .625 |
| 5. Chicopee Comp (13-5-1) .711 | 11. Easthampton (11-8-1) .575 |
| 6. Greenfield (15-5-0) .750 | 12. Mt. Greylock (11-9-0) .550 |

FIRST ROUND

| | | | | |
|--------|----------------------|----------|---------------------|---|
| GAME 1 | Chicopee | 2 | Taconic | 1 |
| GAME 2 | Chicopee Comp | 5 | Mt. Greylock | 2 |
| GAME 3 | St Joseph's | 4 | Springfield Central | 3 |
| GAME 4 | Easthampton | 8 | Greenfield | 0 |

QUARTER-FINALS

| | | | | |
|--------|------------------------|-----------|---------------|---|
| GAME 5 | Westfield | 6 | Chicopee | 1 |
| GAME 6 | Minnechaug | 6 | Chicopee Comp | 2 |
| GAME 7 | Longmeadow | 7 | St Joseph's | 3 |
| GAME 8 | East Longmeadow | 10 | Easthampton | 1 |

SEMI-FINALS

| | | | | |
|---------|-------------------|----------|-----------------|---|
| GAME 9 | Westfield | 4 | Minnechaug | 1 |
| GAME 10 | Longmeadow | 6 | East Longmeadow | 4 |

FINALS

| | | | | |
|---------|-------------------|----------|-----------|---|
| GAME 11 | Longmeadow | 4 | Westfield | 0 |
|---------|-------------------|----------|-----------|---|

2005-06 MIAA Ice Hockey Tournament

Division Champions

| | | | | |
|------------------|----------------------------|----------|-----------------|----------|
| <u>1 North</u> | St. Johns Prep. | 5 | Malden Catholic | 4 |
| <u>1 South</u> | Marshfield | 1 | Norwood | 0 |
| <u>2 North</u> | Gloucester | 3 | St. Mary's Lynn | 2 (2 OT) |
| <u>2 South</u> | Coyle & Cassidy | 4 | Franklin | 0 |
| <u>3 North</u> | Savio Prep | 4 | Lowell | 3 (OT) |
| <u>3 South</u> | Scituate | 4 | Bourne | 3 (OT) |
| <u>3 Central</u> | North Middlesex | 7 | Fitchburg | 3 |
| <u>3 West</u> | Longmeadow | 4 | Westfield | 0 |

Division III Semi-Finals

EMASS Champions

| | | | |
|-------------------|----------|----------|---|
| Savio Prep | 5 | Scituate | 4 |
|-------------------|----------|----------|---|

Central-West Champions

| | | | |
|-------------------|----------|-----------------|---|
| Longmeadow | 3 | North Middlesex | 0 |
|-------------------|----------|-----------------|---|

State Finals at: TD Bank North Garden

State Champions

| | | | | |
|--------------|-------------------|-----------|-------------------|--------|
| Division III | Longmeadow | 11 | Savio Prep | 4 |
| Division II | Gloucester | 2 | Coyle & Cassidy | 1 (OT) |
| Division I | Marshfield | 2 | St. Johns Prep | 1 |
| Division IA | BC High | 2 | Catholic Memorial | 1 |